
A.W.E.SOME News

The Newsletter of The Children's Ministries for The Diocese of Bethlehem

Communication Formats May Change, But AWE: Children's Ministries Mission Continues

The Diocese is moving to full electronic Communication. Our resources will be made available to you beginning with this issue via Internet list servers and our website: www.bethlehembreasurechest.org

The *A.W.E.SOME News* for parish educators and *Faith Formation in the Home* packets will continue to be distributed quarterly. The themes are based on the Church Year:

- November - Advent/Christmas/Epiphany
- January - Lent/Easter/Pentecost
- April - Pentecost/Summertime
- July/August - Summertime/Back to School

The Children's Education/Advocacy Survey distributed in the November 2005 mailing is an important way for us to gather accurate electronic information to get future resources to you. It has been five years since our last survey, so your input is very important in helping us know what AWE: Children's Ministries can do to support the work in your parish.

If you have not had a chance to participate in Safeguarding God's Children training, you'll find a brief article on page 2 with the spring dates.

The *Cruising to Equity* Advocacy Campaign is well underway in a number of parishes in the Diocese. If you have begun your journey, don't forget to gather data about your advocacy work to share at the May celebration. If you have yet to begin, check out the brief recap on page 3 and begin with Port of Call #3. The children in your community need your support.

**January
2006**

Year B

**Lent,
Easter,
Pentecost**




Bishop's Day with Kids:
Narnia - The Lion, The Bishop & The Wardrobe
July 22, 2006 at Nativity Cathedral, Bethlehem
9:00 am - 3:30 pm
July 29, 2006 at St. Luke's, Scranton
9:00 am - 3:30 pm

Inside this Issue

	Page
Important Dates	2
Cruising to Equity recap	3
Chronicles of Narnia Resources	4 - 5
Lenten Tree	6
Easter Teachings	7
Trinity Sunday	8





Dates to Remember

WINTER 2006

1/13-16/06 Wrestling with the BIG QUESTIONS Loving God with Our Mind as well as our Heart Indianapolis, IN Keynoter: Dr. Parker Palmer http://www.episcopalchurch.org/44385_60920_ENG_HTM.htm

1/21/06 Catechesis of the Good Shepherd Training begins at Grace Church, Allentown Contact: Pam Adamson padamson@ptd.net

2/1-4/06 Down to the River: an Ecumenical Conference for Educational Ministry St. Louis, MO www.apcenet.org

2/4/06 Children's Choir Fest: Cathedral, Bethlehem Contact: Becky Berkenstock 610-865-0727

2/17-19/06 East Coast Conference of Religious Educators Washington, DC www.ncpl.org

2/23-25/06 Leaving a Legacy Through Children's Ministry Living Word Community Church www.lwccyork.com

SPRING 2006

4/1/06 Pentecost/Summer AWE Publications Deadline for Submission

4/22/06 AWE: Children's Ministries meeting Diocesan House, 10:30 am - 2:30 pm

5/5/06 Catechesis of the Good Shepherd Training begins at St. Mark's, Moscow Contact: Julia Pickarski juliaandaaron@aol.com

5/7/06 Diocesan Children's Sabbath Safe Harbor Celebrations: Trinity, Bethlehem & St. Luke's, Scranton - 4:00 pm



5/12/06 Narnia Family Movie Night: Cathedral, Bethlehem & St. Luke's, Scranton - 6:00 pm

5/23-25/06 Province III Christian Educators Retreat, Shrine Mont Retreat Center, Orkney Springs, VA Facilitator: Rt. Rev. Carol Gallagher, Diocese of Newark www.Province3ce.net

SUMMER 2006

6/26-30/06 Advocating for Children College of Preachers Washington National Cathedral www.cathedralcollege.org

7/22/06 Bishop's Day with Kids: Narnia - The Lion, The Bishop & The Wardrobe: Nativity Cathedral, Bethlehem 9:00 am - 3:30 pm

7/29/06 Bishop's Day with Kids: Narnia - The Lion, The Bishop & The Wardrobe: St. Luke's, Scranton 9:00 am - 3:30 pm

Safeguarding Training Schedule for Spring 2006

The Church is called to love, shelter, protect, and defend children within its own community and in the world, especially those who are abused, neglected, or in danger. Children's Charter for the Church.

The Diocese of Bethlehem is working to reduce the possibility of child abuse occurring in our congregations. All clergy, vestry, paid church personnel and volunteers who regularly work with or around children may need to take or update their training.

To register:

- Name, position or role at church or organization, and church or organization name.
- \$20 check registration & lunch (\$15, pack your own lunch)
- Check payable to Diocese of Bethlehem, Attn: Rosemary Kleintop, 333 Wyandotte St., Bethlehem, PA 18015.
- Registration deadlines are 5 days preceding the training.

SPRING 2006

- 4/1 Ss. Clement & Peter, Wilkes-Barre
- 4/22 St. Stephen, Whitehall
- 4/29 Redeemer, Sayre
- 5/13 St. Margaret, Emmaus
- 5/20 Christ Church, Stroudsburg



It's Not Too Late to Start *Cruising to Equity*

Your congregation may not have begun the *Cruising to Equity* Campaign to support the needs of at risk children in your local community, but you can begin in the new year.

Below is a brief overview of each *Port of Call* remaining in the journey. You will find additional suggestions in the guide which also include:

- Education Resources to help you learn about children's needs
- Suggestions of who to call in your community to donate collected items
- Community action ideas
- Worship suggestions

The guide and additional information can be found at two Diocesan websites:

www.diobeth.org as well as www.bethlehemtreasurechest.org

Port of Call #3 A Head Start

Season: Season after Epiphany (Jan. 7 to Feb. 28)

Fact: In many communities quality child care and early childhood education are not available or affordable.

What to collect: books, pencils, markers, stimulating toys, tablets, crayons, puzzles, paints

Port of Call #4 A Moral Start

Season: Lent (Mar. 1 to Apr. 15)

Fact: Millions of children live in substandard housing or are home-

less with parents who struggle to know how to parent.

What to collect: children's books, games and videos that promote positive values; parenting books and videos.

Port of Call #5 A Safe Start

Season: Easter (Apr. 16 to May 6)

Fact: Every day almost 8,000 children are reported victims of abuse and neglect; a child dies from gun violence almost every three hours in America.

What to collect: Items for children going into foster care such as suitcases, nightlights, nap blankets & small pillows, phone cards, card & travel games



Episcopal Communion Instructional Materials for Children

Living the Good News has a new resource for communion instruction for children written by Mary Lee Wile. The program fits a wide variety of parish needs—small group or large, two sessions or five, same age or not, you'll have all the tools necessary to customize the program for your parish.

This Bread & This Cup has a leader's guide and child's book. The leader's guide is a comprehensive resource for clergy and lay people. The child's

book is full-color and interactive.

Leader's guide: \$19.95; child's book: \$5.95 For information about ordering: 1-800-824-1813 or www.livingthegoodnews.com



CHILDREN'S EDUCATION & ADVOCACY SURVEY

The November mailing was the last mailing from the Diocesan office. Future issues of *AWESOME News* and *Faith Formation in the Home* packets will be made available via Internet list servers and our website: www.bethlehemtreasurechest.org

Please complete the Children's Education/Advocacy Survey that was enclosed in the November mailing. It will provide us with accurate electronic information to get future resources to you.

Questions? Contact The Rev. Debra Kissinger at 610-691-5655 x237 or dkissinger@diobeth.org



Resources for The Chronicles of Narnia

Aslan's Call: Finding Our Way to Narnia by Mark Eddy Smith (Inter

Varsity Press 2005). Smith shows you how to find the truest reality in the fanciful world of Narnia.

Aslan Is On The Move! Leader Resources A five session creative intergenerational curriculum including role plays, games, and discussion questions. The CD Rom contains a leader guide and handouts. (Curriculum samples) (www.leaderresources.org).

Beyond the Wardrobe: The Official Guide to Narnia by E.J. Kirk. (Zondervan, 2005). This book contains information about **The Chronicles of Narnia's** places, characters, themes, magic, and the author. Includes movie images.

C.S. Lewis and Narnia for Dummies by Richard Wagner (Wiley Publishing, 2005). A guide to the universal meaning and Christian symbolism behind **The Chronicles of Narnia** and other works by C.S. Lewis.

Companion to Narnia: A Complete Guide to the Magical World of C.S. Lewis's The Chronicles of Narnia by Paul F. Ford (Harper San Francisco, 2005). This book is a detailed edition about the people, places, and things of Narnia. Included are cross-referencing, time lines, and maps.

A Family Guide to Narnia: Biblical Truths in C.S. Lewis's The Chronicles of Narnia by Christin Ditchfield (Crossway Books, 2003). A chapter-by-chapter, book-by-book examination of the biblical and Christian roots of the stories.

A Field Guide to Narnia, by Colin Duriez (InterVarsity Press, 2004). This book is an A-to-Z guide to the places, objects, events, and characters of Narnia.

Inside Narnia: A Guide to Exploring the Lion, the Witch and the Wardrobe by Devin Brown (Baker Books, 2005) Devin Brown explores the fascinating symbols and hidden meanings in each chapter of Lewis's famous story.

Into the Wardrobe: C.S. Lewis and the Narnia Chronicles by David C. Downing (Jossey-Bass, 2005) An interesting and detailed look at the Narnia stories and the intellect and imagination of the author.

The Magic Never Ends: The Life and Work of C.S. Lewis by John Ryan Duncan (Augsburg Books, 2006) In this one-of-a-kind "oral history" several people who knew C.S. Lewis explore how he emerged as one of the most powerful literary figures of his time.

The Narnian: The Life and Imagination of C.S. Lewis by Alan Jacobs (Zondervan, 2005). Jacobs explores the way the important themes in Lewis's life shaped his thought and writings, especially the stories of Narnia.

The Chronicles of Narnia: A Seven-Part Series for Adult Education By The Rev. Anne O. Weatherholt - Rector, St. Mark's Episcopal Church. Designed so that it can be picked up and used with no-fuss! It is specifically written for Epiphany 2006, but lessons could be grouped for a shorter amount of weeks and used at other times. Available at: www.stmarks-lappans.ang-md.org

FOR CHILDREN

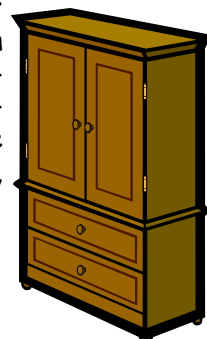
The Creatures of Narnia adapted by Scout Diggs, illustrated by Justin Sweet (Harper Kids Entertainment, 2005).

The Lion, the Witch, and the Wardrobe Based On The Original Book by C.S. Lewis retold by Hiawyn Oram, illustrated by Tudor Humphries (Harper Collins 1997).

Welcome To Narnia; The Lion, the Witch and the Wardrobe, I Can Read! (Reading 2 with Help) (Harper Collins, 2005).

Step Into Narnia: A Journey Through the Lion, The Witch, and the Wardrobe by E.J. Kirk (Zondervan, 2005).

The World of Narnia Collection by C.S. Lewis, illustrated by Deborah Maze (Harper Collins, 2004)



Additional Resources for The Chronicles of Narnia

FOR YOUTH

Camera's In Narnia: How The Lion, The Witch and the Wardrobe Came To Life by Ian Brode (Harper Collins Publishing 2005). How Andrew Adamson brought The Lion, the Witch, and the Wardrobe to the big screen.

The Chronicles of Narnia by C.S.Lewis (Collier Books, Complete set 1970).

Book 1 The Lion, the Witch and the Wardrobe

Book 2 Prince Caspian

Book 3 The Voyage of the "Dawn Treader"

Book 4 The Silver Chair

Book 5 The Horse and His Boy

Book 6 The Last Battle

Book 8 The Magician's Nephew



C.S.Lewis: The Man Behind Narnia by Beatrice Gormley (Eerdmans,2005). Recommended for age 10 and up. This photo biography tells the story of C.S.Lewis's life and work.

The Man Who Created Narnia: The Story of C.S.Lewis by Michael Coren (Wm Eerdmans, 1994). Photographs of C.S.Lewis's world bring his story to vivid life and this book is exciting and informative to read.

VIDEOS

BBC The Chronicles of Narnia : (Bridgestone Multimedia)

The Lion, the Witch and the Wardrobe Vol. 1 VHS

Prince Caspian and The Voyage of the "Dawn Treader" Vol.2 VHS

The Silver Chair Vol.3 VHS

The Magic Never Ends: (Crouse Entertainment) The first full length television documentary on the life and work of C.S.Lewis. Narrated by Sir Ben Kingsley DVD

STUDY GUIDES

A Companion Study to The Lion, the Witch and the Wardrobe by Susan E. Harper (Caring hearts Ministries, 1997).

The Lion, the Witch and the Wardrobe Discovery Guide by Bethel Lutheran Church (Jacqui Shanda, Soren Schoff, and Gretchen Weller) (Augsburg fortress, 2005)

MUSIC

Music Inspired by Walt Disney Pictures and Walden Media: The Chronicles of Narnia, The Lion, The Witch and The Wardrobe (Soundtrack Album)

Faith Talk Cards: Conversation Starters

The Youth & family Institute offers Faith Talk Cards for families and church leaders. Here is a sampling of Conversation Starters.

Etchings:

- Tell about a time when Jesus seemed close to you.
- Whose faith story do you want to hear? Why?
- Share a time when a child inspired you.

Values:

- How has your faith changed since you were a child?
- What one ministry of our congregation is most important to you? How do people know that about you?

Actions:

- What is the one thing you would like to do before you die? Why?


- What is the one faith question you have learned to live with even though you don't have a final answer?

Memories:

- Tell about how your family prepare for Christmas.
- What do you remember about the first funeral you attended?

To order:
www.youthandfamilyinstitute.org
or 1-877-239-2492

Lenten Tree - An Activity for the Six Weeks of Lent



At Christmas we use an evergreen tree to depict new life. The same thing can be done during the Lenten season. The difference is that the Lenten season uses the symbols of the events of Holy Week.

Week 1: The color for Lent is purple.

Supplies: artificial or real tree, purple ribbon cut into pieces, purple cloth, floral wire or twist ties

Procedure: Have your students drape the purple cloth around the base of the tree. Allow each student to make purple bows from the ribbon. Attach them to the tree using floral wire or twist ties.

Week 2: The Money Bag

Supplies: nylon netting, scissors, pennies, ribbon and yarn

Procedure: The money bag and coins symbolize the 30 pieces of silver Judas received for betraying Jesus. Read Matthew 26:14-16, Mark 14:10-11, or Luke 22:3-6. Have your students cut the netting into small squares. Place several pennies in each square and secure with a ribbon. Tie the money bags onto the Lenten tree using yarn.



Week 3: The Chalice

Supplies: small paper cups, aluminum foil, tape, ribbon or yarn, small plastic cups from individual creamers (optional)

Procedure: During the meal in the Upper Room Jesus instituted the Lord's Supper by the sharing of bread and wine. Read Matthew 26:17-29, Mark 14:22-25, or Luke 22:15-20. The bread represents Christ's body, and the wine, the blood of the new covenant. The chalice will be this week's symbol for the Lenten tree. Make the chalices by taping together the bottoms of two small paper cups (or the washed and dried empty creamer cups). Cover the cups with aluminum foil, molding the foil to the contours. Punch a hole in the top of the chalice and hang it on the tree with yarn.



Week 4: The Pretzel

Supplies: pretzels, purple ribbon or yarn


Procedure: The pretzel was created as a symbol of praying hands. In the garden of Gethsemane Christ prayed. Read Matthew 26:36-46, Mark 14:32-42, or Luke 22:39-46. Have your students tie purple yarn or ribbon through the pretzels and hang them on the tree in remembrance.



Week 5: The Nail

Supplies: nails, purple ribbon or yarn

Procedure: The nail reminds us of the suffering Jesus experienced on the cross. Have your students tie purple yarn or ribbon around the head of a nail in representation of the



suffering and death of Jesus. Hang the nails on the tree.

Week 6 (or the Sunday you study Palm Sunday): Palm Branches

Supplies: live palm branches or construction paper and scissors


Procedure: In celebration of Jesus' triumphal entry into Jerusalem, have your students place live palm branches on the purple cloth at the base of the cross. (If no live palm branches are available, construct some from paper of some other material.)



Easter: Resurrection symbols

Supplies: craft items to make Resurrection symbols, white cloth

Procedure: Have your students make their favorite Resurrection symbols for the tree such as flowers, butterflies, decorated eggs, etc. Remove ALL of the Lenten symbols from the tree. Remove the purple cloth and replace it with a white cloth. White symbolizes purity and joy and is why Easter lilies are always white. Fill you Easter tree with the symbols of Resurrection the students have made.



Teaching the Christian Year: Seasons of Faith (2003) by Marcia Joslin Stoner, Abingdon Press, pp. 102-03.

Three Easter Teachings

The Easter Lily

Purpose: To help children understand the meaning of Easter.

Supplies: egg, Easter lily

Lesson: There are many symbols around us in the church today. Do you know what a symbol is? It is something that reminds of something else. The decorated evergreen trees remind us of Christmas and the lilies remind us of Easter.

The important part of a symbol is to remember what it stands for. The Easter egg is a symbol of Easter because, at the right time, an egg can break open and we have a new life in the chick that is born.



Let's look at the Easter lily and see what symbols are here. The flower is like a trumpet that proclaims this great day. White is the color of minimum light and reminds us of Jesus, who said, "I am the light of the world" (John 8:12). Inside the flower we specks of gold. Jesus said that he came so that



we might have abundant life (John 10:10). Gold is a symbol of richness and abundance.

See this little thing, in the center of the flower, which has three bumps on it? It is one thing but it has three parts. It reminds us that we know God in three ways as Father, Son, and Holy Spirit.

Green is the color of things growing. The green leaves

remind us that we are to grow into true life with Jesus, for the son came to help us see the true nature of God.

The lily grows from a bulb, which is like a tomb, and bursts forth with new life at Easter. So the lily is a good symbol to help us remember what we celebrate today. In Jesus we have a new, rich, beautiful life; we have life as God wants it to be.

From: *Open My Eyes*, CSS Publishing Co., Inc.

Easter Eggs with The Jelly Bean Prayer



Supplies: Colorful plastic eggs that can be filled, jelly beans

Procedure: Fill each plastic egg with eight jelly beans (one of each color: red, green, yellow, orange, black, white, purple, pink). Also include a strip of paper, approximately 1 3/4" x 4 3/4" on which you have printed the following prayer. Hand an egg to each parishioner as they leave the Easter service.

THE JELLY BEAN PRAYER

Red is for the blood He gave,
Green is for the grass he made,
Yellow is for the sun so bright,
Orange is for the edge of night,
Black is for the sins we made,
White is for the grace He gave.
Purple is for His hour of sorrow,
Pink is for our new tomorrow.

An egg full of jelly beans
 so colorful and sweet,
 Is a prayer, is a promise,
 is a special treat.

Happy Easter!

Promise Butterflies



Supplies: coffee filters, watercolor markers, chenille sticks (pipe cleaners), mist bottle full of water, old newspapers

Procedure:

- Spread several layers of old newspapers on a table.

- Have students use the watercolor markers to color one of the coffee filters. They may use just one color or several colors. This will be the butterfly's wings.



- Mist the colored coffee filter lightly with water and set out to dry.



- Choose a chenille stick. This will be the body and antenna of the butterfly.

- Find the middle of the dried colored coffee filter and gently gather it together (not too tightly, because you want there to be some "body" to your butterfly).



- Wrap the chenille stick around the gathered center and twist it together to hold the butterfly in place. Leave plenty of chenille stick at the top to make the butterfly's antennae.

Teaching the Christian Year: Seasons of Faith (2003) by Marcia Joslin Stoner, Abingdon Press, pp. 113.

Pentecost and the Days after Pentecost

The last day of the Easter season is Pentecost. Pentecost is the second most important holiday for Christians. While Easter celebrates the Resurrection, Pentecost celebrates the coming of the Holy Spirit on the disciples, empowering them to carry the Word of God to others. We celebrate Pentecost as the birthday of the church.

After the ascension of Jesus, the disciples gathered once again in Jerusalem for the celebration of Pentecost. This is

where Acts 2 begins.

The core of the Christian Year—the central message of the passion, resurrection, and ascension of Christ and the coming of the Holy Spirit—begins with Ash Wednesday and ends with Pentecost.

The Season After Pentecost is the longest season of the Christian Year. Other terms for it are ordinary time and Kingdomtide. The color for this season is green.

The following days are those


that fall in the Season After Pentecost:

- Trinity Sunday, the 1st Sunday after Pentecost
- 2nd Sunday to 26th Sunday after Pentecost
- World Communion Sunday, the 1st Sunday in October
- All Saints Day
- Christ the King Sunday, the last Sunday after Pentecost
- The Church Year cycle then begins again with the first Sunday in Advent


Trinity Sunday

The first Sunday after Pentecost is Trinity Sunday. It is a transitional Sunday that takes us from the seasons of Lent/Easter/Pentecost into Ordinary Time. Trinity Sunday gives us the opportunity to celebrate the Holy Trinity, the three natures of God. The Trinity is the Christian way of explaining the three ways we see God acting in the world: the Father, the creator; the Son, God come down to us in our human, everyday lives; the Holy Spirit, the spiritual element of the Trinity.

Symbols of the Trinity are very important in Christianity. There are several including three entwined circles.



Try a Trinity Pineapple Cake to celebrate this special Sunday in the Church Year. It's so called because you use three pineapple rings to make a symbol of the Trinity on top of the cake.



Trinity Pineapple Cake

Cake:
4 oz. butter or margarine
1/2 c. sugar
1 c. self-rising flour
2 beaten eggs

Cream the butter and sugar together, add the eggs and then the flour. Divide the mixture into two and bake in two well-greased round cake tins for twenty minutes at 320 - 350 degrees. Turn out and cool.

Filling:
3 oz. softened butter
1 1/4 c. powdered sugar
Can of pineapple slices

Cream together the butter and icing sugar, then add some of the syrup from the tinned pineapple until the mixture is of the right consistency for spreading. Take three of the pineapple rings and set aside. Cut up the remaining rings into chunks and add them to the icing mixture. Sandwich the two halves of the sponge cake together with the icing. Generously sprinkle the top of the cake with icing sugar and place the three pineapple rings on it in a Trinity symbol.

You can serve this cake with scoops of vanilla ice cream or with dollops of thick whipped cream.

Information: *Teaching the Christian Year: Seasons of Faith* by Marcia Joslin Stoner, Abingdon Press.
Recipe: *A Book of Feasts and Seasons*, Redwood Books.