
A.W.E.SOME News

The Newsletter of The Children's Ministries for The Diocese of Bethlehem

Stay Connected: Online with AWE: Children's Ministries

AWE Children's Ministries website is now located at: www.diobethkids.org. This website is for kids and those who work with them and care for children. Become a child advocate. Explore the wealth of advocacy, worship, education, and faith formation.

Most of the contents of this newsletter can be found online - somewhere! In fact, even the newsletter is available at www.diobethkids.org. You can access further information and forms about the AWE: Children's Ministries events at the same site.

- Christian Educator's Retreat - find the brochure, download and share with those involved in faith formation in your parish.
- Walk-A-Mile Campaign materials include a brochure, participation guide, email walk and other items to help you get your parish campaign up and running!
- 2007 Bishop's Day provides information about this wonderful event scheduled for Wednesday, June 27th. The necessary forms (registration and medical) are ready to be downloaded.



Mark your calendar: *2007 Bishop's Day with Children* - June 27, Nativity, Bethlehem.

Inside this Issue:

	<u>Page</u>
Dates	2
Teacher Meditation	2
Church Supply Closet	3
Lesson Plans for	
Small Congregations	4
Bishop's Day Preparation	4
Walk-A-Mile Campaign	6
Retreat for Educators	6-7
Pentecost Ideas	7
Resurrection Rolls	8

There is a wealth of information available to Christian educators online. The article about lesson plans for small congregations comes from the National Church's site. And the article about Church supply closets comes from the *Christian Education News* out of the Diocese of Massachusetts.

February
2007

Lent
to
Pentecost



AWE: Children's Ministries Dates and Events

Diocesan Events

Safeguarding God's Children

- March 17 - 9:30 to 3:30 at Christ Church, Reading
- April 14 - 9:30 to 3:00 at St. Stephen's, Wilkes-Barre
- April 28 - 9:30 to 3:30 at the Cathedral, Bethlehem
- May 5 - 9:30 to 3:30 at St. Luke's, Scranton

For registration information contact Rosemary Kleintop at Diocesan House.

Christian Educators Retreat

- March 23 - 24
- Kirby House (see articles on pages 6-7)

Walk a Mile in Their Shoes

- Saturday, April 21 (article on page 6)
- Walk-a-thon, kick-off Masonic Temple, 1534 Linden Street, Allentown.

Bishop's Day for Kids

- June 27 Cathedral, Bethlehem
- "Narnia: The Lion, the Bishop and the Wardrobe" (article on page 4)

Other AWE-Related Events

Province III Christian Education Spring Retreat

- Date: May 22 - 24, 2007
 - Location: Surry, Virginia
 - Contact: [Caroline Black](#)
- Join us for our annual retreat.

This year we will travel to Jamestown which is celebrating its 400th anniversary. Details will be announced soon.

Christian Formation Conference

- June 10 - 15 2007
- Location: Kanuga Conference Center, Hendersonville, NC
- Contact: [Kanuga](#), Diocese of Southern Virginia

Adult Christian Formation Conference Mending the Sacred Hoop: The Significance, Failure & Promise of Jamestown (1607 - 2007)

- July 15 - 19, 2007
- Shrine Mont Conference Center, Orkney Springs, VA
- Keynote Speaker: Rt. Rev. Mark MacDonald
- Cost: \$399

Meditation: What Kind of Teacher are You?

Ephesians 4:15

Instead, speaking the truth in love, we will in all things grow up into him who is the Head, that is, Christ. NIV

If someone were to ask you what kind of teacher you are, how would you respond? Are you critical, cranky, cute, convinced? If your students were asked this question, which of the preceding adjective would they choose?

Many of us might hope that our students would say we're a little of all of them -

critical because we are critical of the work that is turned in and we try to get students to produce more; cranky because we might not be in the best mood when we don't have students' full attention during lessons; cute because we dress comfortably to handle whatever situation the day might bring; and - my favorite description - convinced because we know the job we do is important. But perhaps the most important description of all is Christ-like - striving to become more and more like Jesus every day.

What kind of teacher are you? May we always be the role models that our students deserve.



Lord, I want to be more like Jesus every day. Amen.

The Church Supply Closet

From the Dec. 2006 issue of *Christian Education News* - Episcopal Diocese of Massachusetts

Most churches have the obligatory closet for the basic arts and craft necessities. Probably you have paper, markers, crayons, staplers, colored pencils, scissors, tape, glue, and maybe some glitter. Some of the secondary times to have are:



- Chenille sticks (we used to call them pipe cleaners)
- Craft foam in thin, colored sheets
- Clay or play dough, or sculpting clay that dries in the air
- String, yarn, ribbon, and thread
- Paint & brushes
- Colored tissue paper
- Cotton balls
- Hole punch
- Newspapers—for putting down on floors or tables for messy projects.



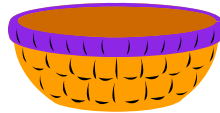
After the basics, there are several other great things to have in a supply closet. Often these things can be donated by parishioners or scavenged from the church fair:



- **Fabric:** Pieces of plain fabric, subtle stripes, or very small prints

can be used to dress up a table, set up a display, decorate a bulletin board, for costumes, or cut up for a craft object. Large pieces of neutral fabric—or sheets—can be draped over table, coat racks, or hung from a ceiling or wall to create backdrops for drama.

- **Baskets:** almost any kind of basket can be used for something in the church school. They are great for collecting leftovers in a craft project, taking up an offering, putting out colored pencils or crayons on tables, or storing nametags. Baskets are great props when acting out a bible story.



- **Brown paper bags:** Recycling is important and think about recycling with new uses for paper bags - costumes, cover tables, used to carry craft projects home, or made into "parchment" scrolls.

- **Shoe boxes:** Excellent for storage purposes, to make dioramas, collection boxes (with a hole cut in the top), or as gift boxes for outreach projects.

- **Cardboard:** Sometimes you need poster board, but other times any piece of flat cardboard will do. Sheets of plain cardboard that are 8 1/2" or longer are great for backing kids pictures, cutting out

heavy figures to use in storytelling, and making shadow puppets, or winding string or ribbon on to keep tidy.

- **Fake Trees and plants:** A few artificial trees can create a stage space for doing drama. A few fake plants, a nice rug, and some pillows can create a cozy corner. A few silk flowers can be used in a craft project.
- **Emergencies:** always have on hand basic first aid supplies, basic sewing supplies, and basic cleaning supplies. These should all be easily accessible on Sunday mornings.

Post a list of needed items in an area where parents can see it. Advertise in your church newsletter or bulletin. Let your imagination guide you.



Contact Amy Cook, the Resource Center Coordinator at the Diocesan Resource Center: call 617.482-4826 ext. 645 or email acook@diomass.org She has wonderful resources to share and will add you to her *Christian Education News* distribution list!

Lesson Plans for Small Congregations

Are you looking for lesson plans that follow the Revised Common Lectionary for young children, older children and adults?

Well, here they are! A cooperative venture between ECCE (Episcopal Council for Christian Education) and the Ministries with Young People Cluster of the Episcopal Church.

You may click on "Plan by Church Season" to choose lesson plans for the season of the church year you need to plan for. Lesson plans through the end of Year B are now posted as well as Advent, Christmas, Epiphany, Lent and Easter for Year C which began on December 3, 2006. "What is the Lectionary?" contains an explanation of the Revised Common Lectionary.

Included under resources are *An Anglican Approach to Scripture, In Dialogue with Scripture*, a basic supplies list, ways to begin and a small church bibliography. *An Anglican Approach to Scripture* is taken from *Called to Teach and Learn: A Catechetical Guide for the Episcopal Church*.

An Anglican Approach to Scripture. We believe the Holy Scriptures are the Word of God. That is, they contain the revelation of God. God inspired their human authors and God still speaks to us through them. We understand their meaning through the aid of the Holy Spirit who guides the Church in their true interpretation. These Scriptures, while not a text providing final judgments on every

ethical or theological question or issue, contain all that is needed to be known or believed for our salvation.

The Bulletin Board lists comments about the lesson plans from various churches whose Christian educators are finding creative ways to use them.

If you have any questions, please contact Gary Williams at gwilliams@episcopalchurch.org



Looking Forward: 2007 Bishop's Day With Children

The 2007 Bishop's Day with Children will be held on Wednesday, June 27 from 10:15 am to 3:30 pm at Cathedral of the Nativity in Bethlehem. The theme is *Narnia: The Lion, The Bishop & The Wardrobe*.

Engage the children in your church in a review of the wonderful story by C. S. Lewis. You might read the book together or arrange for an exciting movie evening in which the children enjoy pizza and soda and popcorn as they watch the movie.

Use the following questions to guide a discussion after the movie.



1. When you first met Peter, Susan, Edmund, and Lucy, how did you feel about each of them? Did your feelings about any of them change as the movie continued?
2. Do you think that Mr. Tumnus is good or bad? Why?
3. Have you ever had something

happen to you that when you told people, they didn't believe you? How did you feel?

4. Why do you think the Professor believed Lucy?
5. Why do you think Edmund made the choice to go to the White Witch? What would you have done?
6. Father Christmas gave the children tools. What tools would you have liked to receive?
7. How do you feel about Aslan? Why did he forgive Edmund? Would you have been able to if you were his brother or sister? Explain.
8. Do you think the children return to Narnia? Would you?

Jesus Loves Me: A New Version

Here is a new version of "Jesus Loves Me" just for those of us with white hair, or no hair at all. For us over 50 (even those almost there) and you others. Check out this newest version of "Jesus Loves Me" It is quite cute, so read, sing and enjoy.

CHORUS

YES, JESUS LOVES ME...
YES, JESUS LOVES ME...
YES, JESUS LOVES ME
FOR THE BIBLE TELLS ME SO.

Jesus loves me, this I know,
Though my hair is white as snow.
Though my sight is growing dim,
Still He bids me trust in Him.
(CHORUS)

Though my steps are oh, so slow,
With my hand in His I'll go.
On through life, let come what may,
He'll be there to lead the way.
(CHORUS)

Though I am no longer young,
I have much which He's begun.
Let me serve Christ with a smile,
Go with others the extra mile.
(CHORUS)

BREAD OF LIFE Lord of All HOLY ONE REDEEMER
DELIVERER ANOINTED ONE Lamb of God OUR PEACE SAVIOR
MIGHTY ONE JESUS WORD OF GOD
ALPHA & OMEGA CHRIST
King of Kings BELOVED WONDERFUL COUNSELOR
Lord of Lords SON MIGHTY GOD
GOOD SHEPHERD EVERLASTING FATHER
THE WAY THE TRUTH THE LIFE PRINCE OF PEACE
IMMANUEL GOD WITH US LION OF JUDAH MESSIAH

When the nights are dark and long,
In my heart He puts a song.
Telling me in words so clear,
Have no fear, for I am near."
(CHORUS)

When my work on earth is done,
And life's victories have been won.
He will take me home above,
Then I'll understand His love
(CHORUS)

I love Jesus, does he know?
Have I ever told Him so?
Jesus loves to hear me say,
That I love Him every day.
(CHORUS)

Out of the Mouths of Babes...


Six year old Angie and her four year old brother Joel were sitting together in church. Joel giggled, sang, and talked out loud. Finally, his big sister had had enough. "You're not supposed to talk out loud in church." "Why? Who's going to stop me?" Joel asked. Angie pointed to the back of the church and said, "See those two men standing by the door? They're hushers."

Dear God, I like the story about Noah the best of all of them. You really made up some good ones. I like walking on water, too. Glen

Dear God, my Grandpa says you were around when he was a little boy. How far back do you go? Dennis

Dear God, how come you did all those miracles in the old days and don't do any now? Billy

Dear God, I didn't think orange went with purple until I saw the sunset you made on Tuesday night. That was really cool. Thomas



A Sunday School teacher decided to have her young class memorize one of the most quoted passages in the Bible; Psalm 23. She gave the youngsters a month to learn the verse. Little Bobby was excited about the task -- but, he just couldn't remember the Psalm. After much practice, he could barely get past the first line. On the day that the kids were scheduled to recite Psalm 23 in front of the congregation, Bobby was so nervous. When it was his turn, he stepped up to the microphone and said proudly, "The Lord is my Shepherd and that's all I need to know!"

Walk A Mile Campaign—18 Parishes signed up!

Will you be next?

SIGN UP YOUR Walk a Mile Leader! Receive your Walk a Mile Gift too!!

Nine million children living in the United States don't have health insurance. The *Walk a Mile* Campaign is an easy to use advocacy, action and prayer vigil project that helps parishes learn about the health care needs of and make a difference in the lives of at risk children in their communities.

Every parish that appoints a *Walk a Mile* Team Leader in their parish will receive a *Walk a Mile* Gift.

Brochures and Participation Guides to run *Walk a Mile* in your congregation are available at www.diobethkids.org. Each guide contains everything necessary for a parish to establish *Mile Markers* including suggestion to help learn about children's needs, what to collect to

fill shoe rack, and who to call in your community to donate collected items. Information about the diocesan *Walk a Mile* walk-a-thon will be available in the very near future.

Christ Church, Reading
Leader: Jill Braun

St. Mark's, Jim Thorpe
Leader: Joan DeAcetis

St. Peter's, Tunkhannock
Leader: Vivan Bennett

Good Shepherd, Scranton
Leader: Rebecca Lance

Grace, Honesdale
Leader: Jeanne Roskoski

St. Anne's, Trexlertown
Leader: Judith Snyder

St. Margaret's, Emmaus
Leader: Christina Nord

St. George's Nanticoke
Leader: Denise Turley

St. Brigid's, Nazareth
Leader: Diane Farley

Trinity, Bethlehem
Leader: Suzanne Boundy

St. Andrew's, Allentown
Leader: Brenda Stein

St. Peter's, Hazleton
Leader: Kim Sullivan

Prince of Peace, Dallas
Leader: Jennifer Martin

Epiphany, Clarks Summit
Leader: Amy Fleming

St. Paul's, Troy
Leader: Mary Kisner

St. Mary's, Reading
Leader: Linda Soto

Trinity, Pottsville
Leaders: Dawn Burns
& Erin Rasor

North Parishes,
Schuylkill County
Leader: Bonnie
Baker



Salt of the Earth ~ Light for the World

A RETREAT:

For Christian Educators, Sunday School Teachers, Youth Workers and Adult Formation Leaders

Sponsored by
AWE: Children's Ministries

LOCATION


March 23-24, 2007
Kirby Episcopal House
381 Sunset Road, Glen Summit
Mountain Top, PA

SCHEDULE

Friday, March 23

Feast of Gregory the Illuminator

- 6:30 pm Registration and Check-in
- 7:30 pm Meditation 1: Called out of darkness
- 9:00 pm Night Prayers



Saturday, March 24

- 8:00 am Breakfast
 - 9:00 am Morning Prayer
 - Meditation 2: Called to be salt of the earth
 - 12:00 pm Noon Day Prayers & Lunch
 - 1:00 pm Meditation 3: Called to be a light for the world
 - 2:30 pm Holy Eucharist
 - 3:30 pm Depart
- More information on page 7.

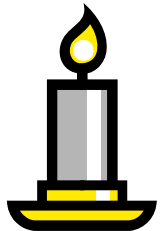
Salt of the Earth ~ Light for the World continued

Salt of the Earth
Light for the World

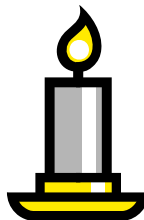
Read *Matthew 5:13-14*

Just as salt gives flavor to food and light illumines the darkness, so too holiness gives full meaning to life and makes it reflect God's glory. This image reminds us that, through Baptism, our whole being has been profoundly changed, because it has been "seasoned" with the new life, which comes from Christ. Explore your giftedness as a Christian educator and set aside some time for yourself for renewal and personal examination as we reflect upon the meta-

phors of salt and light in Scripture and our lives today.



Retreat Leader, Sharon Ely Pearson, is Children's Ministries & Christian Education Coordinator for the Diocese of Connecticut, supporting life long Christian formation with 175 congregations. A Christian educator for over 30 years, Sharon has experience working with children, youth and adults on a parish, diocesan and national level.



Registration Information

\$30 pp with Registration by February 1, 2007. Includes 1 night, 2 meals and any program materials.

\$40 pp between February 2 and March 1, 2007.

Please make your check payable to the Diocese of Bethlehem and mail to:


Rosemary Kleintop
(rkleintop@diobeth.org)
Episcopal Diocese of Bethlehem
333 Wyandotte Street
Bethlehem, PA 18015

Scholarship information is available by contacting Debra Kissinger at dkissinger@diobeth.org.
Episcopal Diocese of Bethlehem

Pentecost Streamers and Cupcakes

Pentecost Streamers

*From Peanut Butter, Paper & Paste,
Brenda Gilliam, CPH Shared by Linda
Moggio, Christ Church, Reading*



Tongues of fire appeared over the disciples' heads on the day of Pentecost, a sign of God's presence and power. Read the story in the New Testament found in Acts 2.

Create the energy and brilliance of fire.

You will need:

- Wire (like a coat hanger)
- Several lengths of yellow, orange, and red crepe paper.

1. Bend wire to have a loop at one end to create a wand.
2. Loop several lengths of crepe paper of each color around the wand.
3. Wave through the air to create the look and sound of flames.

Pentecost Cupcakes

*Shared by Lee Ann Alison
Christ Church, Reading*

You will need:

- 1 Duncan Hines red velvet cake mix
- 3 large egg
- 1/3 cup vegetable oil
- 1 1/4 cup water

Preheat oven to 350 spray cupcake tins with cooking spray or use cupcake liners (or use both).

1. Mix dry mix, eggs, water and oil on low about 30 seconds, then on medium for 2 minutes.
2. Place in cupcake tins.
3. Bake 19-22 minutes.
4. Let cool frost with white icing and add red sprinkles.

Makes 24 cupcakes.



What Teachers Make

The dinner guests were sitting around the table discussing life. One man, a CEO, decided to explain the problem with education. He argued: "What's a kid going to learn from someone who decided his best option in life was to become a teacher?" He reminded the other dinner guests that it's true what they say about teachers: "Those who can...do. Those who can't...teach."

To corroborate, he said to another guest: "You're a teacher, Susan. Be honest. What do you make?"

Susan, who had a reputation of honesty and frankness, replied, "You want to know what I make?"

"I make kids work harder than they ever thought they could."

"I can make a C+ feel like a Congressional Medal of Honor and an A- feel like a slap in the face if the student did not do his or her very best."

"I can make kids sit through 40 minutes of study hall in absolute silence."

"I can make parents tremble in fear when I call home"

You want to know what I make?"

"I make kids wonder."

"I make them question."

"I make them criticize."

"I make them apologize and

mean it."

"I make them write."

"I make them read, read, read."

"I make them spell definitely beautiful, definitely beautiful, and definitely beautiful over and over and over again, until they will never misspell either one of those words again."

"I make them show all their work in math and hide it all on their final drafts in English."

"I make them understand that if you have the brains, then follow your heart...and if someone ever tries to judge you by what you make, you pay them no attention."

"You want to know what I make?" "I make a difference." "What about you?"

Resurrection Rolls

From: from LeaderResources workshop cycle, *Mystery of Easter*, written by Tracey Herzer.

You will need:

crescent rolls (1 for each child)
marshmallows (1 for each child)
melted butter
cinnamon
sugar

1. Give each child one triangle-shaped crescent roll. This will be the "tomb."
2. Give each child a marshmallow. This will represent Jesus' body.
3. Have each child dip their marshmallow into the melted butter and then roll it in a mixture of cinnamon and sugar. As they do this, explain to the class that in Jesus' time, people used oils and spices to prepare a body for burial.
4. Ask children to carefully lay

their marshmallow on the dough and wrap the marshmallow completely inside. Tell them not to roll this up like a traditional crescent roll, but to pinch together all the seams so that you can't see the marshmallow anywhere. As you do this, talk about how the body was wrapped up in pieces of cloth and then the tomb was sealed up with a large stone and protected by soldiers so that no one could get to the body.

5. Have children place their roll onto a baking sheet and bake the rolls according to the directions on the package.
6. While the rolls bake, pass out Bibles and read John 19:38-20:2, which tells about preparing Jesus' body for burial and how Mary Magdalene found the empty tomb, but stops before the disciples realize that Jesus is alive again.

7. When the rolls are cooked and have cooled a little but, pass them out. Have everyone wait until all the rolls are passed out. When everyone has a roll in front of them, ask them to break open their rolls.
8. When they break open the rolls, the marshmallow should have melted away.
9. As everyone eats their treat, talk about how God raised Jesus from the dead and that's why Mary Magdalene couldn't find the body in the tomb.

